

## Automatic Leveling 5-Beam Level, Plumb & Square Laser (RT-7610-5)

### Specifications

- **Accuracy:** +/- 1/4" (6mm) @ 100' (30m)
- **Operating Range:** Up to 100' (30m)
- **Recalibration:** On the jobsite
- **Laser Diode:** Class II 635nm diode
- **Tripod Mount:** 1/4" x 20 and 5/8" x 11
- **Power Supply:** 4 "AA" batteries (not included)
- **Rugged Construction:** Dust, dirt and water resistant
- **Storage Temperature:** -4F (-20°C) – 158 F (70°C)
- **Warranty:** 1 year limited

### Features

- **Level, Plumb and Square Beams:** Five square (90°) beams provide simultaneous level, plumb and square reference points. All beams originate from the same source guaranteeing superior accuracy and repeatability
- **Automatic Leveling:** The automatic leveling mechanism eliminates set up time, guarantees accuracy and the repeatable transfer of points to multiple locations.
- **Automatic Out of Level Sensing:** The visual (blinking laser beam) out of level indication signals if the unit is out of level after initial set up. This eliminates tool status checks and costly errors saving time and money.
- **Multipurpose Attachment Accessory:** Attachment accessory with strong magnets, tripod mounts and straps allow for attachment of the tool to a variety of different surfaces including metal studs, wooden beams and tripods.
- **Field Recalibration:** Easy field recalibration guarantees performance to specification and keeps the tool on the jobsite, saving time and money.

### Includes

- Laser
- Multipurpose Attachment Accessory
- Laser Enhancement Glasses
- Laser Target
- User Guide
- Kitbox

Available from:

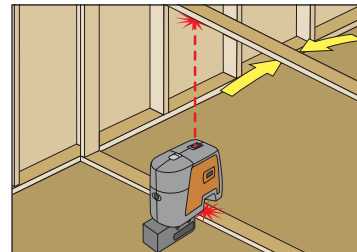
LASER SONICS PTY LTD (ABN 62 054 575 478)  
 10 HILL ST, LEICHHARDT, NSW, AUSTRALIA 2040  
 P: 02 9660 8333 F: 02 9692 8600 info@lasersonics.com.au  
 www.lasersonics.com.au



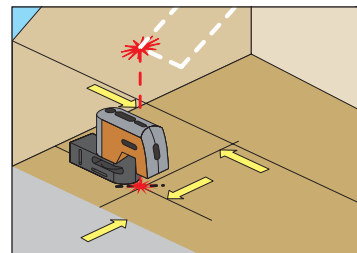
### Applications

- **Carpentry:** Level and set cabinets and countertops; Level, square and plumb decks; Plumb framing and partition walls.
- **Concrete:** Set forms and footings; Square foundations.
- **Electrical:** Level electrical outlets; Transfer lighting layout from floor to ceiling.
- **Flooring:** Layout tile.

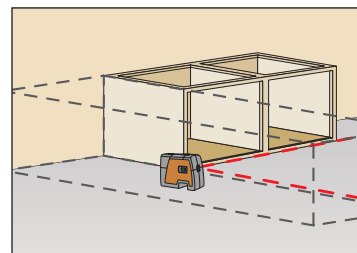
#### Interior Applications



Plumb (Framing)

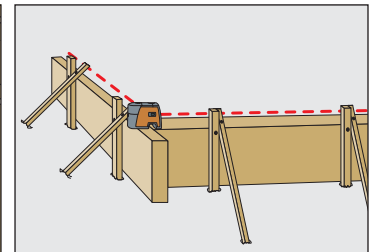


Layout Transfer (Carpentry)

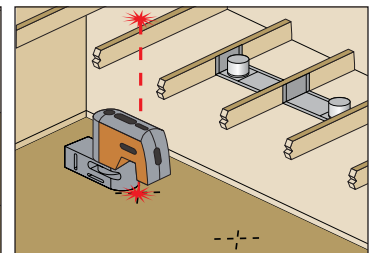


Square (Carpentry)

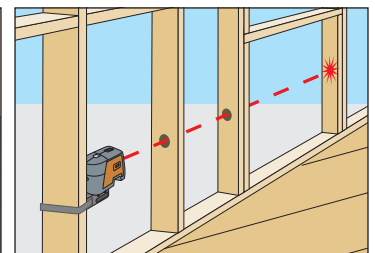
#### Exterior Applications



Square (Concrete)



Layout Transfer (Electrical)



Level Align (Electrical)